



2024 Investor Conference

14 Nov, 2024

- These information which may include statements regarding its results of operations, financial condition or business prospects, are subject to significant risks and uncertainties and are based on Edom's current expectations. Actual results may differ materially from those expressed or implied in these forward-looking statements
- In addition, any financial information contained here within is presented in conformity with International Financial Reporting Standards (IFRSs).
- Except as required by law, our release of financial forecasts and forward-looking statements at any particular time does not create any duty of disclosure, and we expressly disclaim any obligation to publicly update or revise any forecasts or forward-looking statements, whether as a result of new information, future events or otherwise.

- Overview
- Financial Update
- Q&A



Company Overview

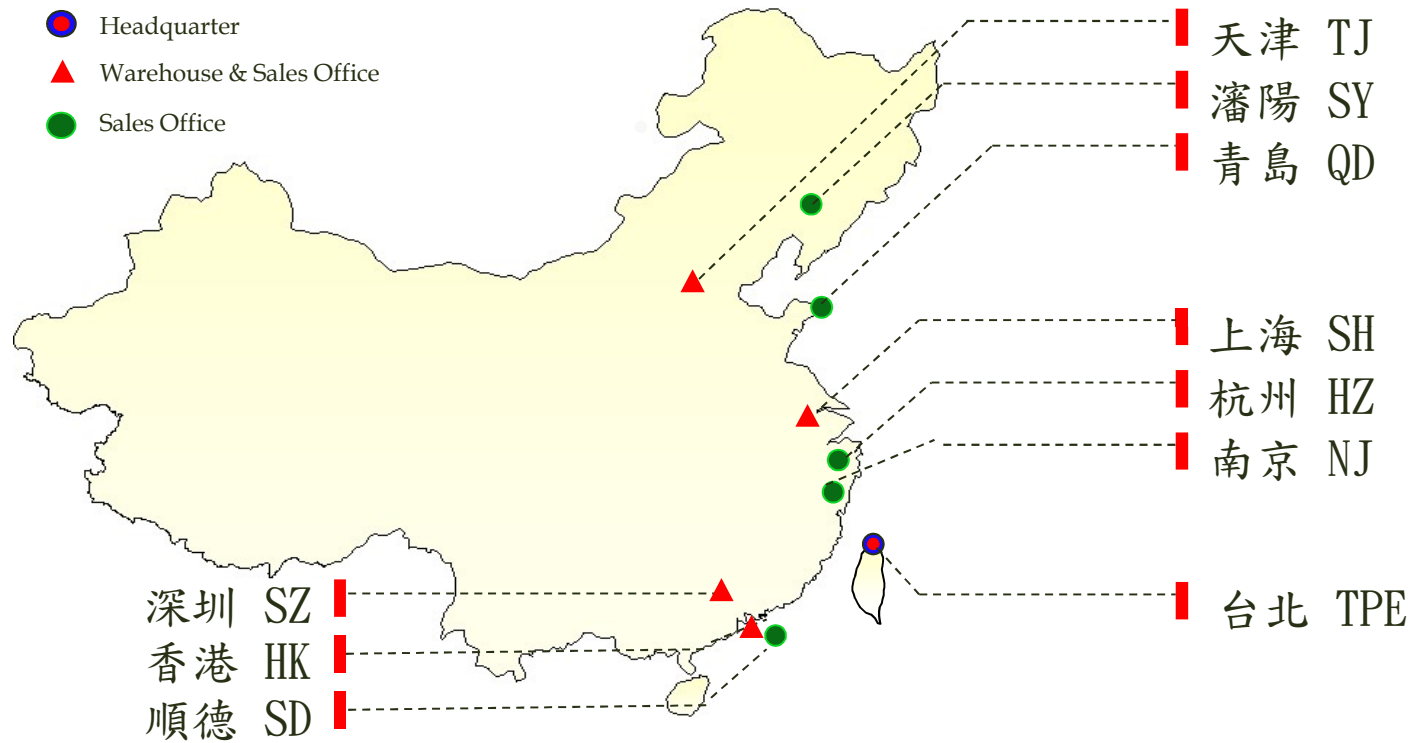
- **Founded: October 20, 1992**
- **Shares Outstanding: 72.1 million shares**
- **Headquarters: Taipei, Taiwan**
- **Employees: 122 (as Oct. 2024)**
- **IPO Date: September 17, 2003 (Stock code: 6270)**
- **The products (services) provided by the Company**
 - Microprocessors (MPUs) and microcontrollers (MCUs)
 - Basic input/output system (BIOS)
 - Image signal processing/conversion chips
 - Flash memory and modules
 - Memory and memory storage devices.
 - Wireless network communication modules and communication amplifiers (front-end modules (FEM) and power amplifiers (PA))
 - Bluetooth audio chips and Bluetooth low-energy (BLE) chips
 - Power and PA chips, motor control ICs, and mixed-signal ICs
 - OLED, STN, TFT driver ICs, and touch chips
 - Micro-electro mechanical microphone and sensors
 - Others



Office Locations



- Headquarter
- ▲ Warehouse & Sales Office
- Sales Office



USA



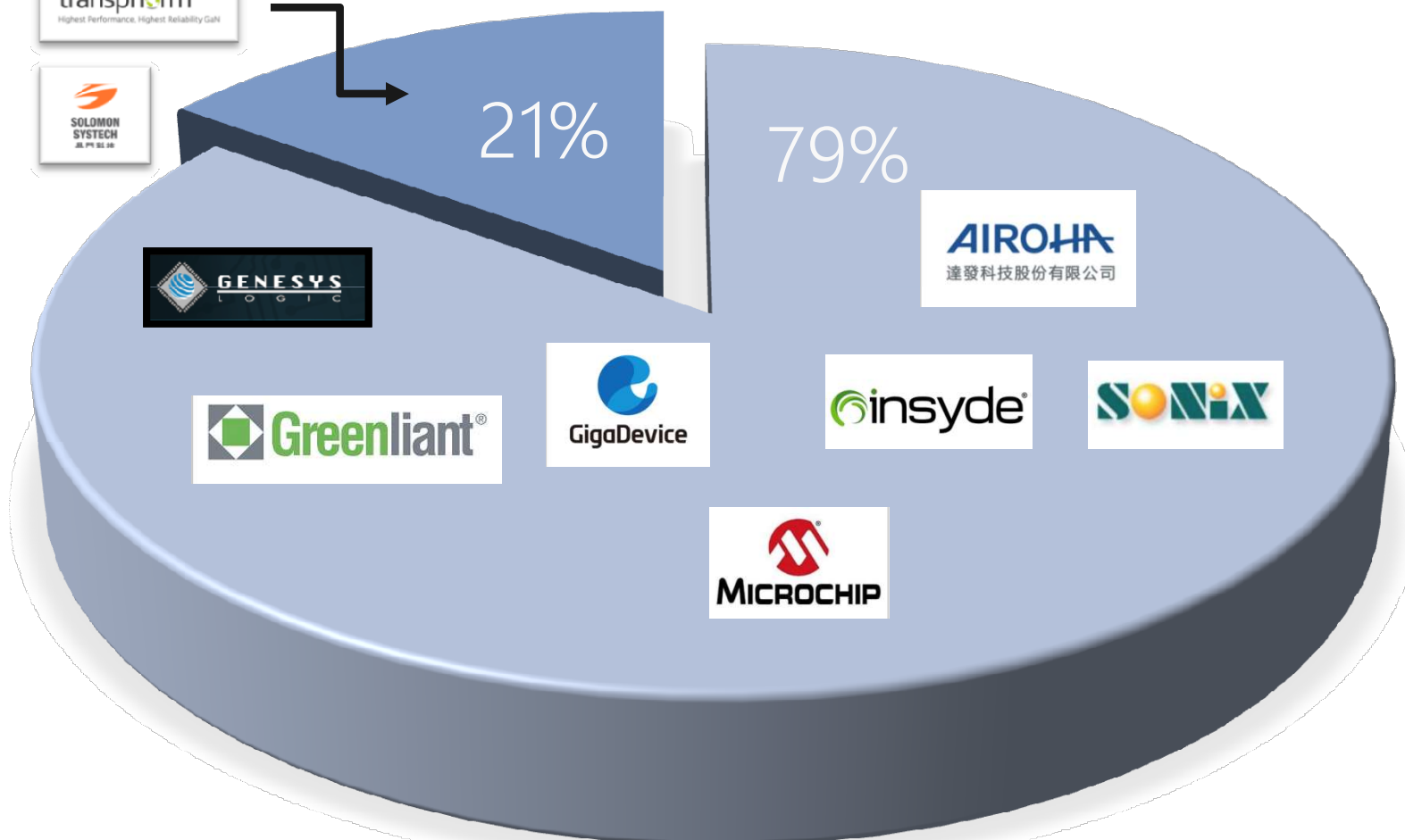
TW

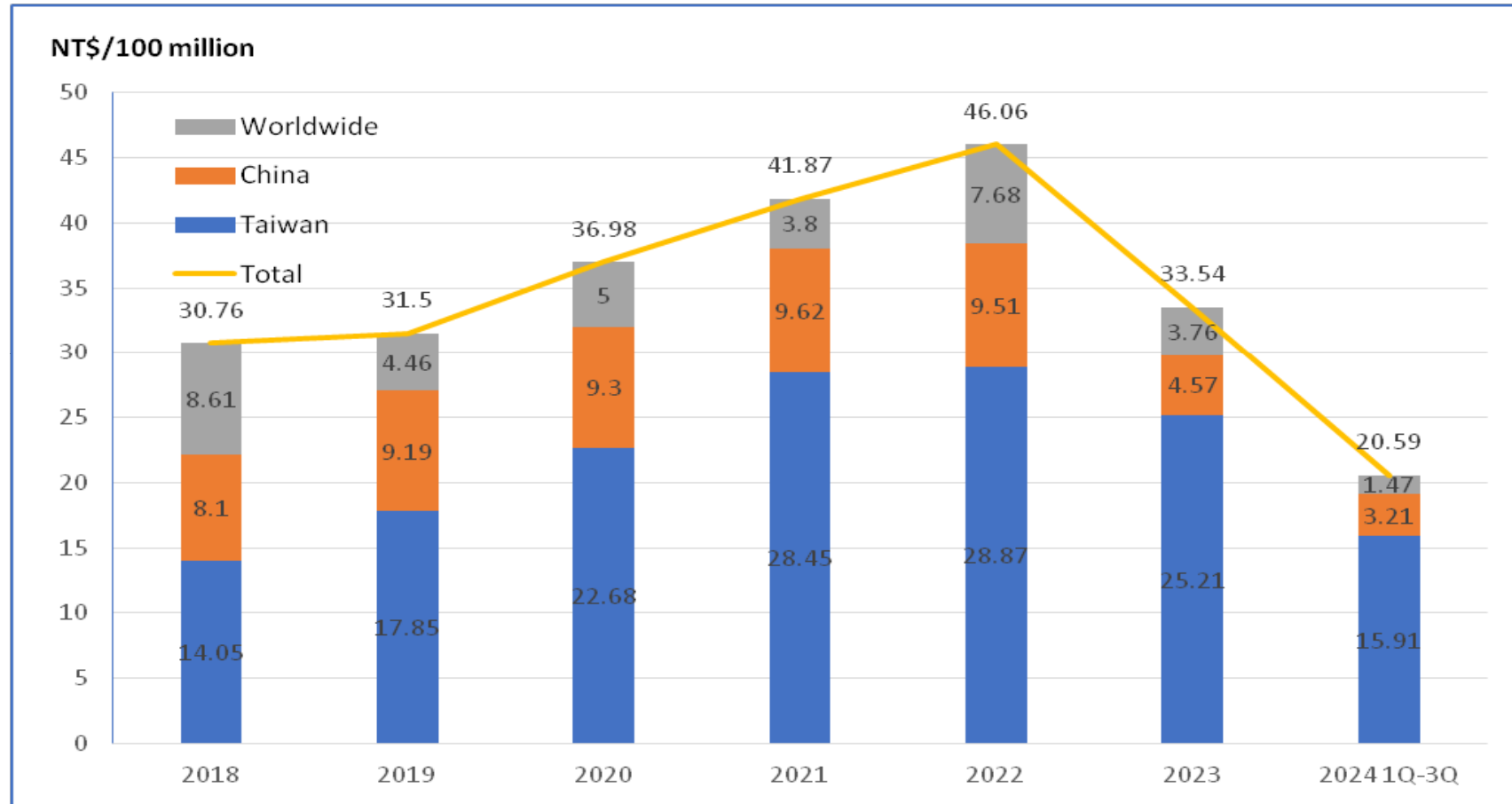


China



Product line revenue ratio



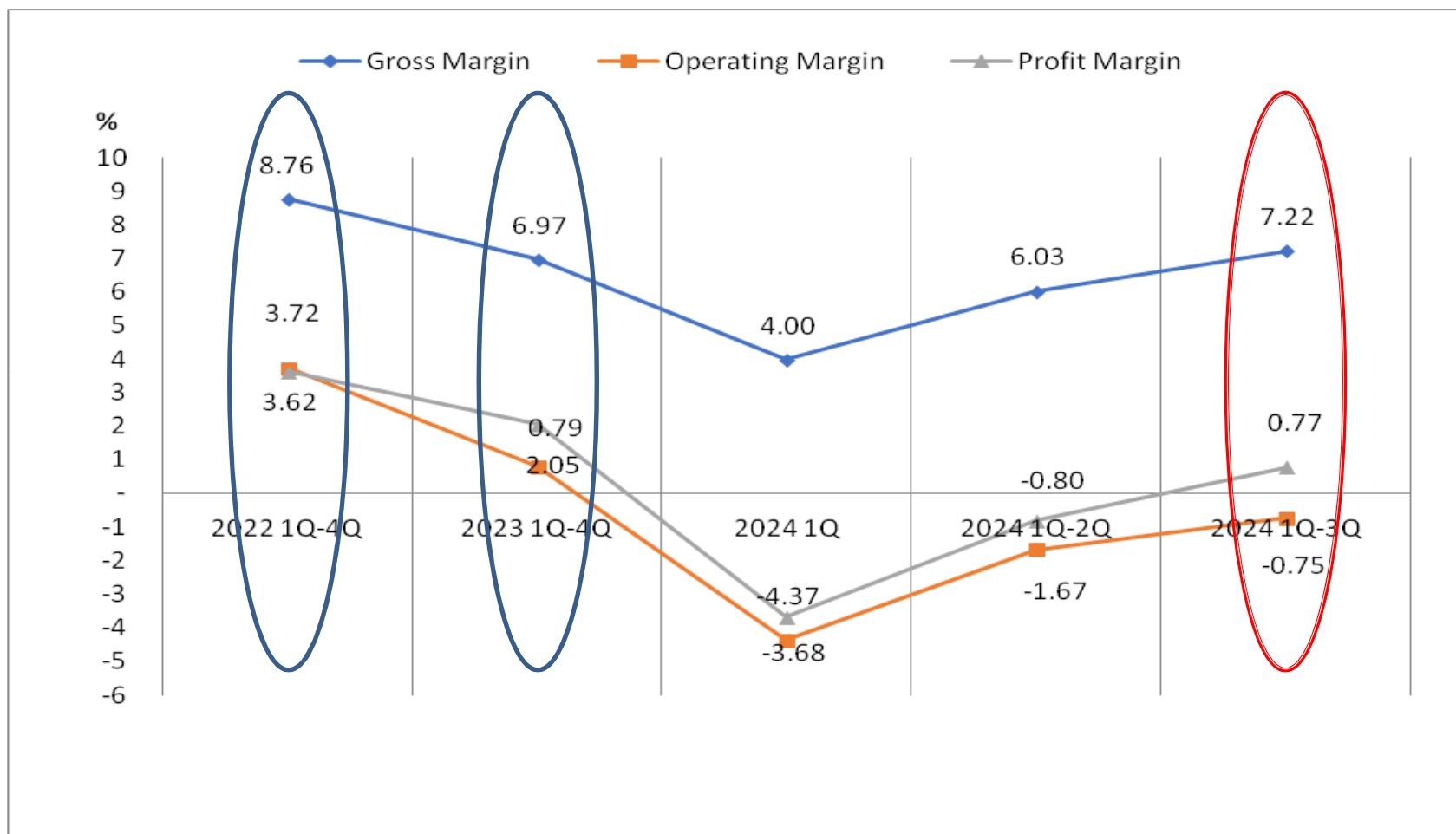


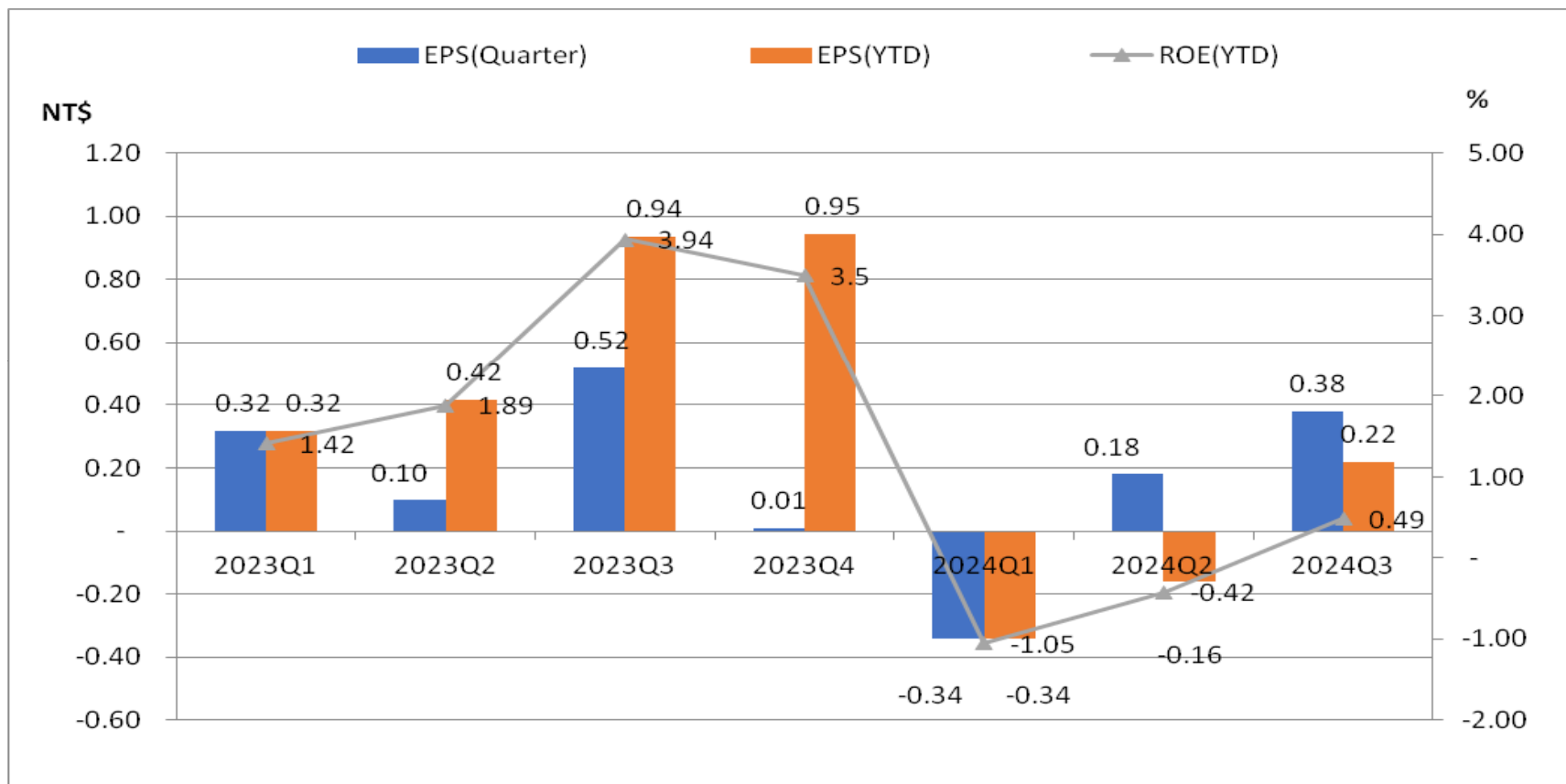


Consolidated Statements of Comprehensive Income

(In NT\$ Thousands)

Selected Items from Consolidated Statements of Comprehensive Income (In NT\$ Thousands)	2Q 2024	3Q 2024	1Q~3Q 2024	1Q~3Q 2023	3Q24 Over 2Q24	1Q~3Q24 Over 1Q~3Q23
Net Revenue	763,900	637,954	2,059,452	2,676,434	-16%	-23%
Gross Margin	59,401	63,068	148,769	189,762	6%	-22%
Operating Expenses	54,310	54,765	164,142	160,579	1%	2%
Net Operating Income	5,091	8,303	(15,373)	29,183	63%	-153%
	0.67%	1.30%	-0.75%	1.09%	95%	-168%
Profit before Tax	14,542	28,190	19,140	75,102	94%	-75%
	1.90%	4.42%	0.93%	2.81%	132%	-67%
Net Profit	12,833	27,240	15,877	67,472	112%	-76%
EPS Before Tax(NT Dallar)	0.20	0.39	0.27	1.04	95%	-74%
Basic EPS(NT Dallar)	0.18	0.38	0.22	0.94	111%	-77%
Exchange Rate(NT\$/US\$)	32.35	32.30	32.03	30.93	0%	4%

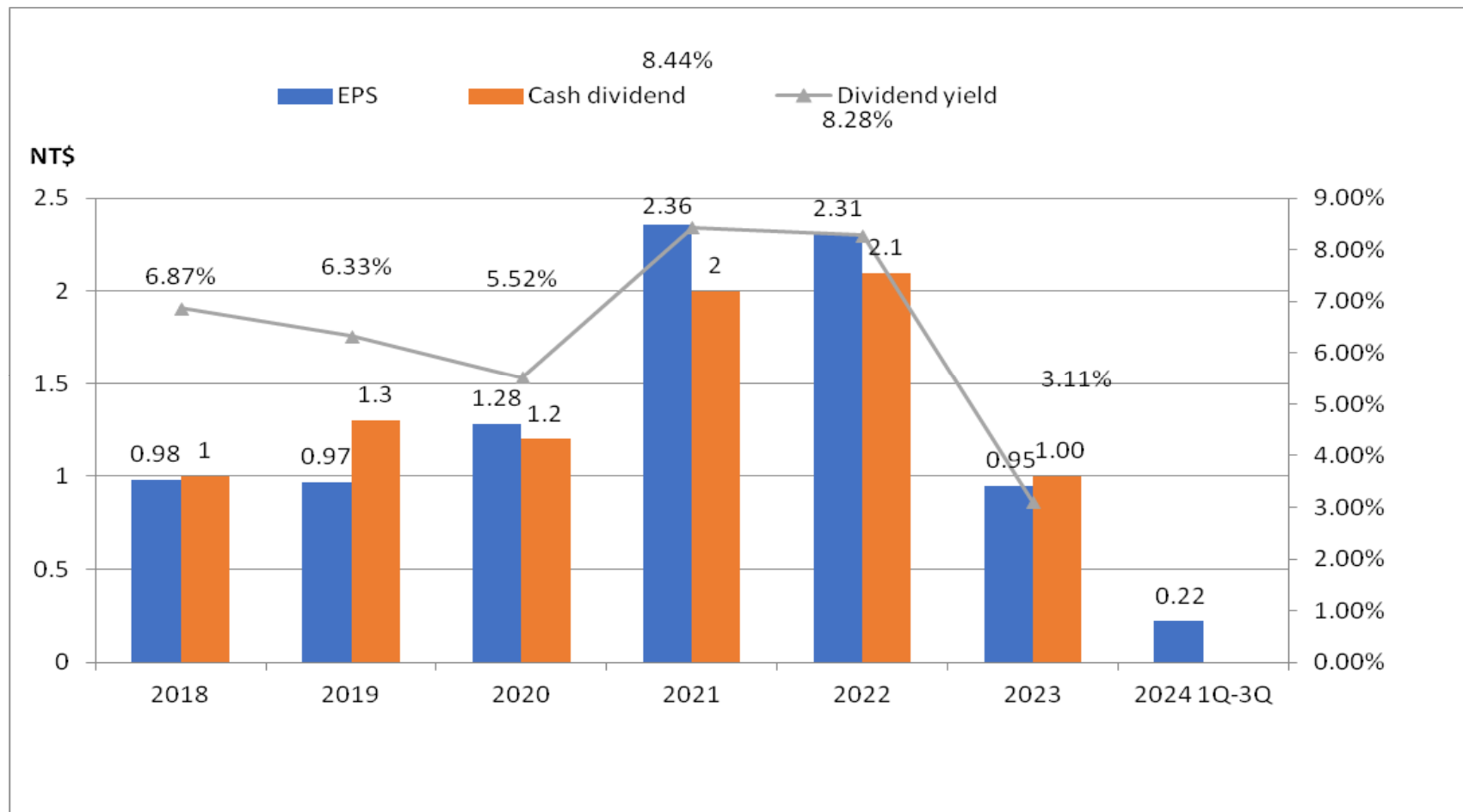




(After tax)



Business performance EPS Cash Dividend & Dividend yield



(After tax)

Q & A



Thank you very much

<http://www.pct.com.tw>

Professional Computer Technology Limited